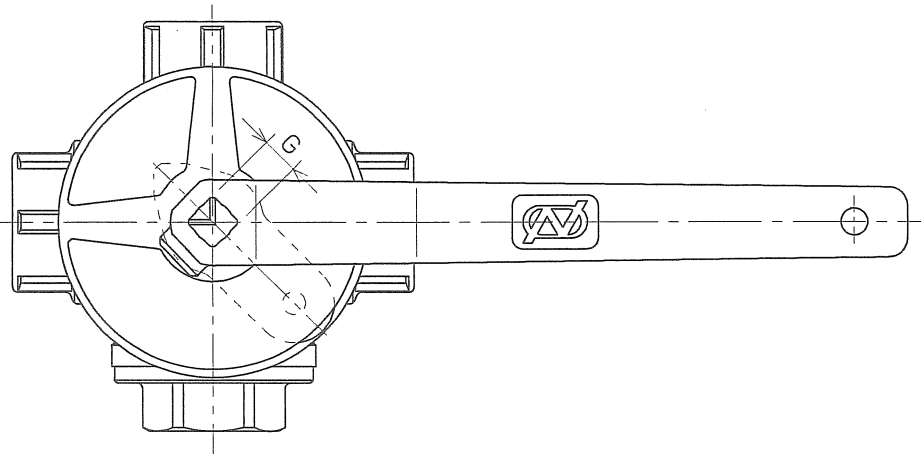


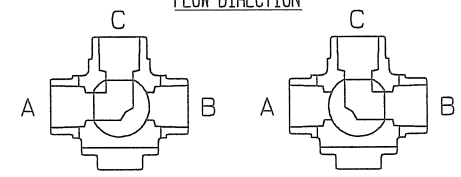
DMG.No. BATS-0894

SIZE	P	L	PIPE THREADS	A	H	W	C	E	G	Q, T.Y
			d							
1/2	10	75	Rc 1/2	39	94	130	67	19	7	
3/4	15	85	Rc 3/4	43	98	130	71	23	7	



SPEC.		TEST PRESS.	
FLUID		SHELL	HYDRO 2.1 MPa (21.4 kgf/cm ²)
PRESS.	MPa (kgf/cm ²)	SEAT	AIR 0.6 MPa (6.1 kgf/cm ²)
TEMP.	°C	AIR	MPa (kgf/cm ²)

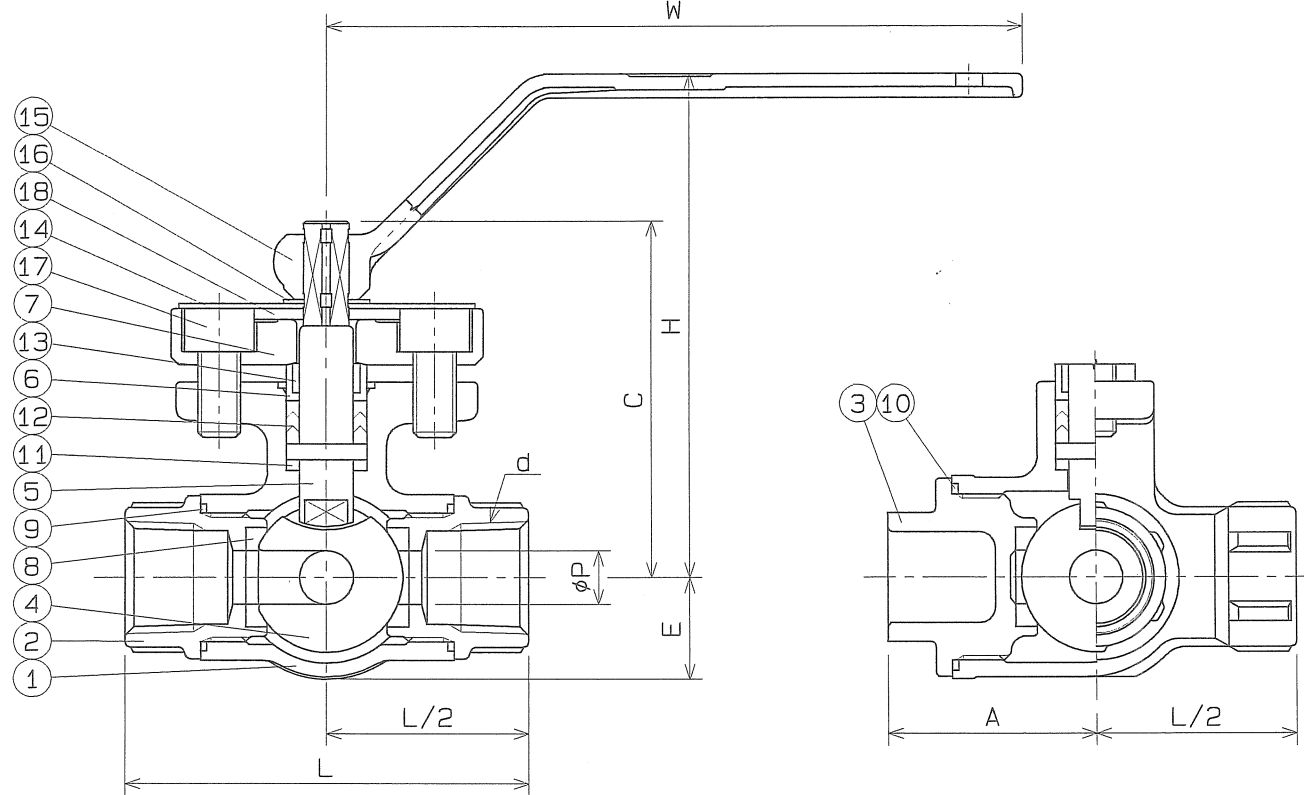
FLOW DIRECTION



LEFT TURN : A-C

RIGHT TURN : B-C

PIPE THREADS CONFORM WITH "JIS B 0203" TAPER THREADS



No.	NAME OF PARTS	Q.TY	MATERIALS	REMARKS
18	STOPPER	1	SUS 304	
17	GLAND BOLT	2	SUS 304	
16	STOP RING	1	SUS 304	
15	HAND LEVER	1	SCS 13	
14	FLOW PLATE	1	A1050P	
13	STEM BEARING	1	P.T.F.E.	GLASS FILLED
12	GLAND PACKING	1SET	P.T.F.E.	
11	THRUST BEARING	1	P.T.F.E.	GLASS FILLED
10	GASKET PACKING	1	P.T.F.E.	
9	GASKET PACKING	2	P.T.F.E.	
8	BALL SEAT	4	P.T.F.E.	
7	GLAND	1	SCS 13	
6	GLAND SLEEVE	1	SUS 316	
5	STEM	1	SUS 304	
4	BALL DISC	1	SUS 304	
3	BLIND CAP	1	SCS 13	
2	BODY CAP	2	SCS 13	
1	BODY	1	SCS 13	

NAME	JIS 10K SCREWED ENDS THREE WAY BALL VALVES		
TYPE	N-730L	SIZE	1/2, 3/4B
DMG.No.	BATS-0894	APPROVED BY	<i>K. Iwano</i>
DATE	AUG. 2. 2004	CHECKED BY	<i>K. Akida</i>
SCALE	:	DESIGNED BY	-
THIRD ANGLE PROJECTION METHOD	DRAWN BY <i>K. Takai</i>		

△ *SCS13製の部品はロスト・ワックス鋳造法で製造しています

△		
△	注釈の追記	'06. 2. 13.

O. N. INDUSTRIES LTD.