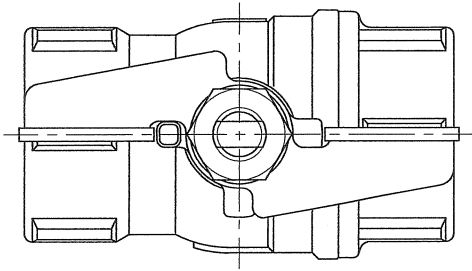
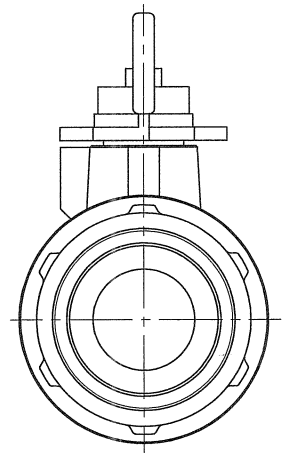
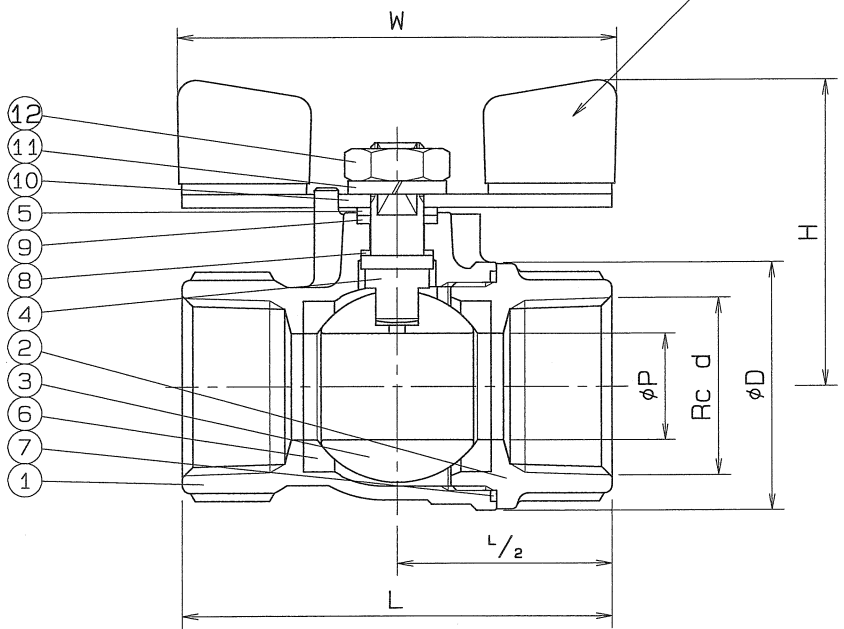


◇ BAMS-0953 | ON GND

SIZE	PIPE THREADS	P	L	H	W	D	Q, TY
	d						
3/8	Rc 3/8	8	55	45	60	27	
1/2	Rc 1/2	10	60	46	60	30	
3/4	Rc 3/4	15	70	50	60	38	
1	Rc 1	20	80	58	80	46.5	



PVC COATING



SPEC.		TEST PRESS.	
FLUID		SHELL	HYDRO 8.24 MPa (84 kgf/cm <sup>2</sup> )
PRESS.	MPa ( kgf/cm <sup>2</sup> )	SEAT	AIR 0.6 MPa (6.1 kgf/cm <sup>2</sup> )
TEMP.	°C	AIR	MPa ( kgf/cm <sup>2</sup> )

PIPE THREADS CONFORM WITH 'JIS B 0203'  
No.3 3/8, 1/2 B MATERIAL: SUS 304

No.	NAME OF PARTS	Q. TY	MATERIALS	REMARKS
12	HEXAGON NUT	1	SUS 304	
11	SPRING WASHER	1	SUS 304	
10	HANDLE	1	SUS 304	
9	THRUST BEARING	1	P. T. F. E.	CARBON FILLED
8	THRUST PACKING	1	P. T. F. E.	CARBON FILLED
7	GASKET PACKING	1	P. T. F. E.	
6	BALL SEAT	2	P. T. F. E.	
5	GLAND	1	SUS 304	
4	STEM	1	SUS 304	
3	BALL DISC	1	SCS 13A	
2	BODY CAP	1	SCS 13	
1	BODY	1	SCS 13	

NAME	800 W.O.G. SCREWED ENDS MINI BALL VALVES REGULAR BORE		
TYPE	N-610A	SIZE	3/8 ~ 1B
DWG. No.	BAMS-0953 ◇	APPROVED BY	<i>K. Funeto</i>
DATE	JUL. 25. 2008	CHECKED BY	<i>B. K. S. I. da</i>
SCALE	:	DESIGNED BY	<i>N. Takahata</i>

THIRD ANGLE PROJECTION METHOD DRAWN BY: *N. Takahata*  
**O. N. INDUSTRIES LTD.**

△		
△	寸法表のスケール変更	H20. 9. 18.