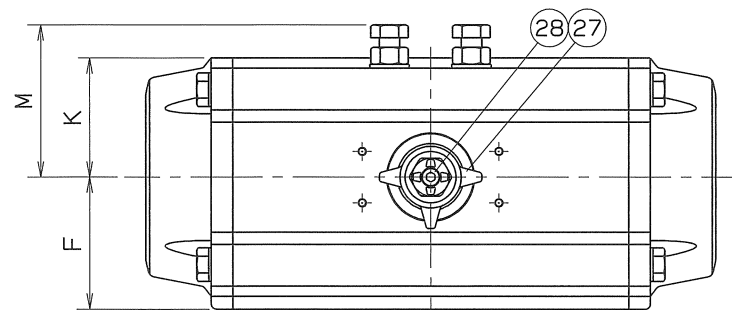


◇ 8125-5AAB ON 9MO

SIZE	d	L	D	T	BOLT HOLE			A	B	E	FLANGE SIZE	H	W	F	K	J	M	CYLINDER SIZE	Q, TY
					C	n	h												
20	20	200	140	16	105	4	19	58	38	3/8	40	228	153.5	48.5	36	G1/8	50	AT101US08	
25	25	230	155	16	120	4	19	58	45	3/8	50	250	203.5	50.5	42.5	G1/8	60	AT201US08	
40	40	250	155	16	120	4	19	81	55	1/2	50	283	259	63	55.5	G1/4	76	AT301US08	
50	50	260	185	18	150	8	19	95	60	1/2	80	346	333	77	69.5	G1/4	93	AT401US08	
65	65	300	210	18	175	8	19	98	75	3/4	100	354	333	77	69.5	G1/4	93	AT401US08	
80	80	320	210	18	175	8	19	116	85	3/4	100	441	422.5	93	88	G1/4	110	AT501US08	

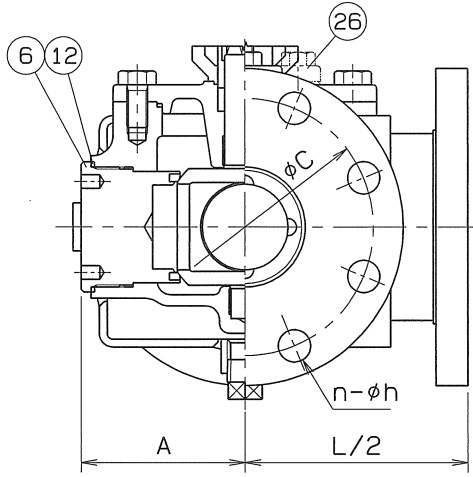
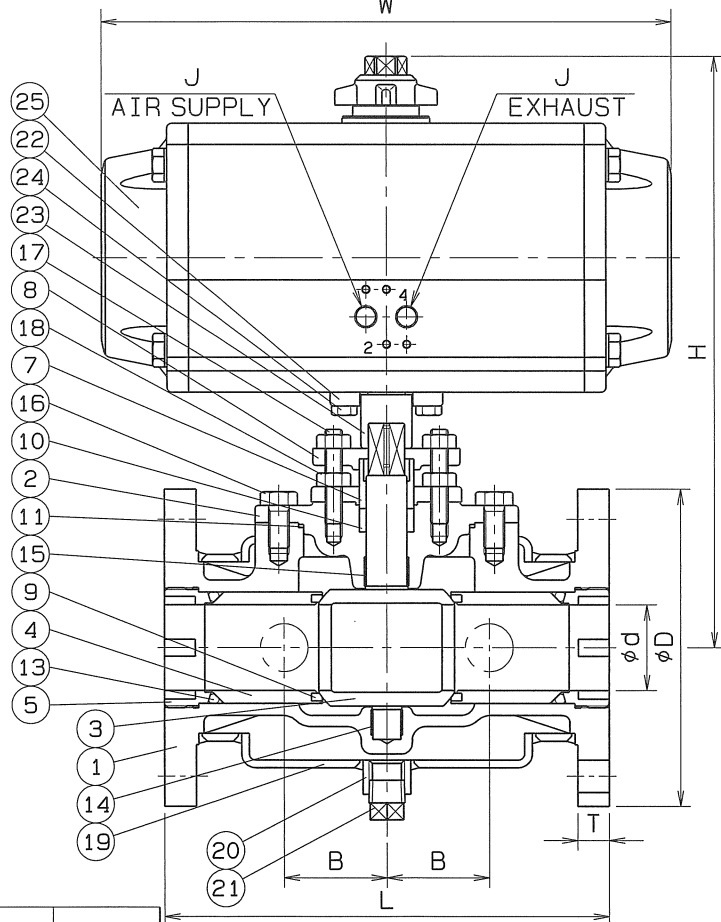
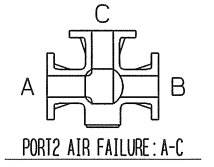
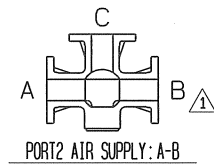


SPEC.		TEST PRESSURE	
FLUID	清水	SHELL	HYDRO 2.1 MPa
PRESS.	1.0 MPa 未満	SEAT	AIR 0.6 MPa
TEMP.	常温	JACKET	AIR 0.6 MPa

注) 上記の流体条件と異なる場合  
シリンダサイズが変更になる場合があります。

TORQUE CYLINDER			
TYPE	ATUS08		
ACTION	SINGLE	OPERATION PROPERTY	ON-OFF
SUPPLY PRESSURE	0.4 MPa	HAND DEVICE	NOTHING

FLOW DIRECTION



END FLANGED: JIS B 2220

No.	NAME OF PARTS	Q.TY	MATERIALS	REMARKS
28	CAP HEAD BOLT	1	SUS 304	
27	INDICATOR	1	SCS 13	
*26	HEXAGON BOLT	2	SUS 304	*EXCEPT 20-65A
25	TORQUE CYLINDER	1		
24	HEXAGON BOLT	4	SUS 304	
23	COUPLING	1	SCS 13	
22	BRACKET	1	SCS 13	
21	DRAIN PLUG	1	FCMB275-5	R"E"
20	SOCKET	3	SS 400	Rp"E"
19	JACKET	1	SS 400	
18	HEXAGON NUT	4	SUS 304	
17	GLAND BOLT	2	SUS 304	
16	COVER BOLT	*4	SUS 304	*65-100A 6
15	BEARING	1	P.T.F.E.	SUS316 FILLED
14	BEARING	1	P.T.F.E.	SUS316 FILLED
13	"O" RING	3	VITON	
12	GASKET PACKING	1	P.T.F.E.	
11	COVER PACKING	1	P.T.F.E.	
10	GLAND PACKING	1set	P.T.F.E.	
9	BALL SEAT	4	P.T.F.E.	
8	GLAND	1	SCS 13	
7	GLAND SLEEVE	1	SUS 316	
6	SEAT HOLDER (C)	1	SUS 316	
5	SEAT HOLDER (B)	3	SUS 316	
4	SEAT HOLDER (A)	3	SUS 316	
3	BALL DISC	1	SCS 14A	
2	BODY COVER	1	SCS 14A	
1	BODY	1	SCS 14A	

NAME	JIS 10K FLANGED ENDS TORQUE CYLINDER OPE. JACKET TYPE THREE WAY BALL VALVE
TYPE	N-7037T-HYS2 SIZE 20~80A
DWG.No.	BAAS-5218 ◇ APPROVED BY 7d. Ogura
DATE	APR. 7.2011 CHECKED BY 7d. Ogura
SCALE	: DESIGNED BY R. Matsuki
THIRD ANGLE PROJECTION METHOD	DRAWN BY

△ フレックシブル仕様  
18. 9.28.

**O. N. INDUSTRIES LTD.**