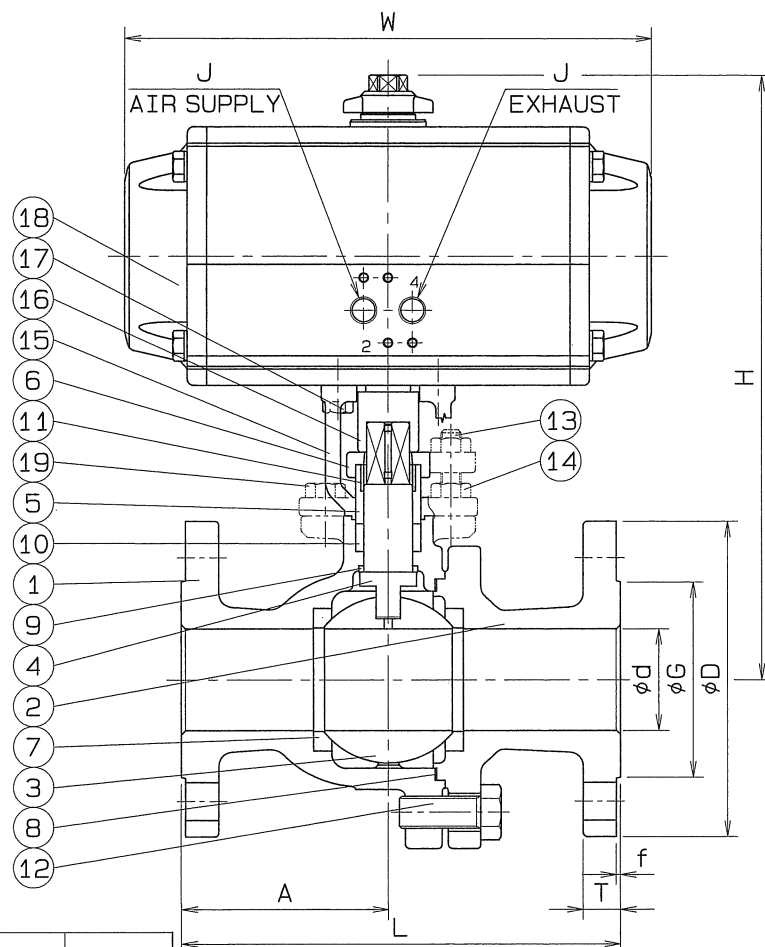
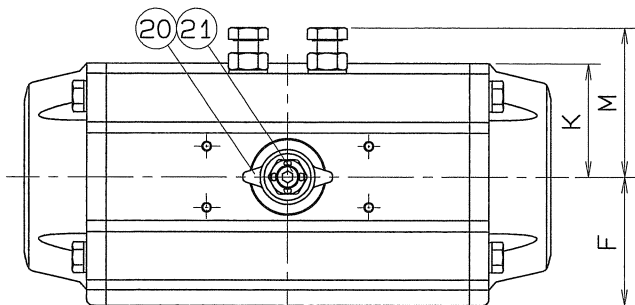


◇ Dwg. No. BAAS-5203

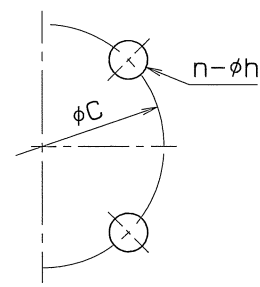
SIZE	d	L	D	T	G	f	BOLT HOLE			A	H	W	F	K	J	M	CYLINDER SIZE	Q, TY
							C	n	h									
15	15	140	95	14	51	1	70	4	15	61	175	135.5	42	29	G1/8	43	AT051US4	
20	20	152	100	16	56	1	75	4	15	67	199	153.5	48.5	36	G1/8	50	AT101US08	
25	25	165	125	16	67	1	90	4	19	77	202	153.5	48.5	36	G1/8	50	AT101US08	
32	32	178	135	18	76	2	100	4	19	79	245	203.5	50.5	42.5	G1/8	60	AT201US08	
40	40	190	140	18	81	2	105	4	19	86	264	241	56.5	49.5	G1/8	65	AT251US08	
50	50	216	155	18	96	2	120	8	19	102	298	259	63	55.5	G1/4	76	AT301US08	
65	65	241	175	20	116	2	140	8	19	117	348	333	77	69.5	G1/4	93	AT401US08	
80	80	283	200	22	132	2	160	8	23	141.5	456	422.5	93	88	G1/4	110	AT501US08	
100	100	305	225	24	160	2	185	8	23	148	471	422.5	93	88	G1/4	110	AT501US08	



SPEC.		TEST PRESSURE	
FLUID	清水	SHELL	HYDRO 5.0 MPa (51 kgf/cm ²)
PRESS.	1.96 MPa (20 kgf/cm ²) 以下	SEAT	AIR 0.6 MPa (6.1 kgf/cm ²)
TEMP.	常温		AIR (kgf/cm ²)

注) 上記の流体条件と異なる場合
シリンダサイズが変更になる場合があります。

TORQUE CYLINDER			
TYPE	ATUS		
ACTION	SINGLE	OPERATION PROPERTY	ON-OFF
SUPPLY PRESSURE	0.39 MPa (4 kgf/cm ²)	HAND DEVICE	NOTHING



OPERATION
PORT2 AIR SUPPLY : LEFT TURN - VALVE OPEN
PORT2 AIR FAILURE : RIGHT TURN - VALVE SHUT

FACE TO FACE : JIS B 2002
END FLANGED : JIS B 2220

21	CAP HEAD BOLT	1	SUS 304	
20	INDICATOR	1	SCS 13	
19	HEXAGON BOLT	2	SUS 304	*EXCEPT 15-65A
18	TORQUE CYLINDER	1		
17	HEXAGON BOLT	4	SUS 304	
16	COUPLING	1	SCS 13	
15	BRACKET	1	SCS 13	
14	HEXAGON NUT	4	SUS 304	
13	GLAND BOLT	2	SUS 304	
12	BODY CAP BOLT	*4	SUS 304	*65-100A 6
11	STEM BEARING	1	P.T.F.E.	GLASS FILLED
10	GLAND PACKING	1set	P.T.F.E.	
9	THRUST BEARING	1	P.T.F.E.	GLASS FILLED
8	GASKET PACKING	1	P.T.F.E.	
7	BALL SEAT	2	P.T.F.E.	GLASS FILLED
6	GLAND	1	SCS 13	
5	GLAND SLEEVE	1	SUS 316	
4	STEM	1	SUS 316	
3	BALL DISC	1	SCS 14A	
2	BODY CAP	1	SCS 14A	
1	BODY	1	SCS 14A	

No.	NAME OF PARTS	Q. TY	MATERIALS	REMARKS
NAME JIS 20K FLANGED ENDS TORQUE CYLINDER OPE. STRAIGHT WAY BALL VALVES				
TYPE		N-755HYS2	SIZE	15~100A
Dwg. No.		BAAS-5203 ◇	APPROVED BY	K. Yamato
DATE		APR. 7, 2011.	CHECKED BY	H. Asakura
SCALE		:	DESIGNED BY	
THIRD ANGLE PROJECTION METHOD			DRAWN BY H. Miura	

O. N. INDUSTRIES LTD.