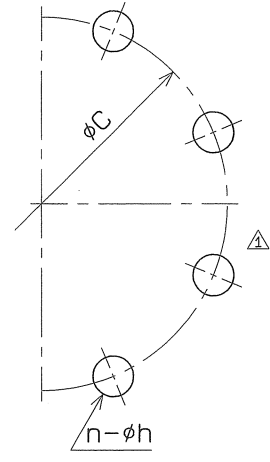
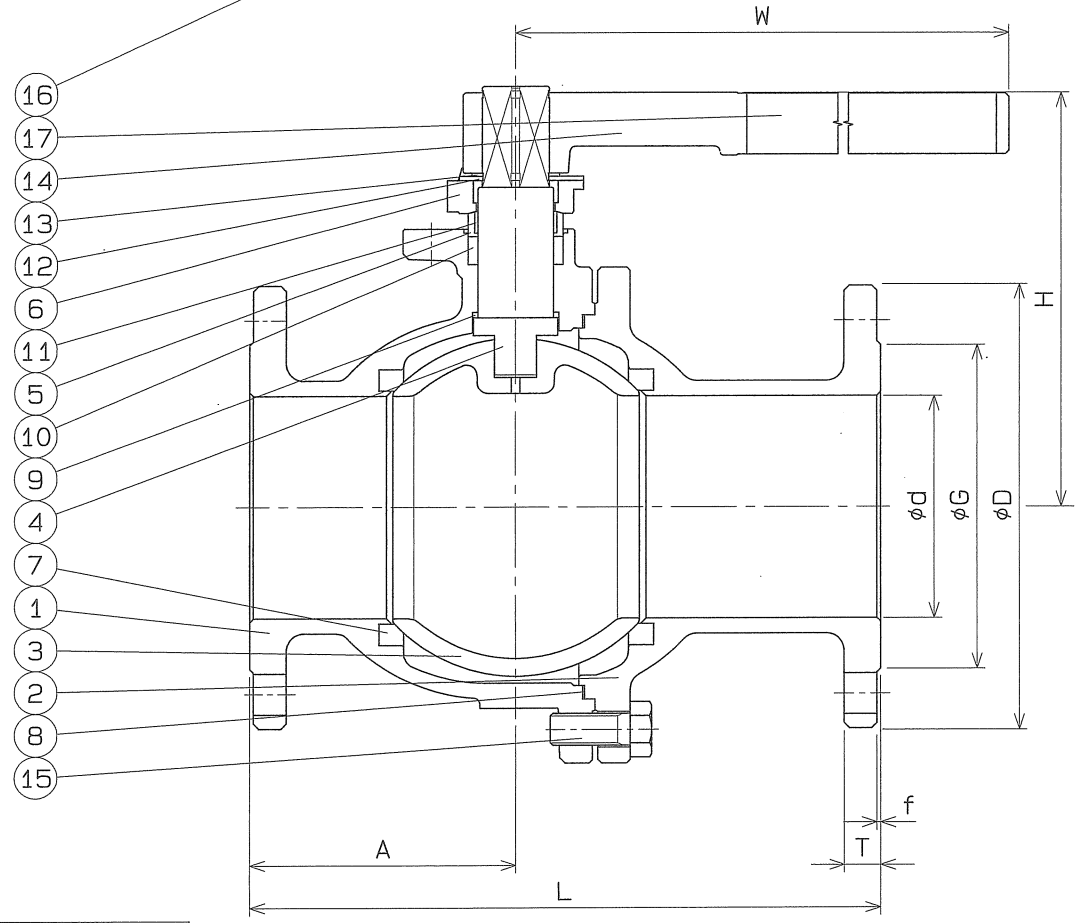
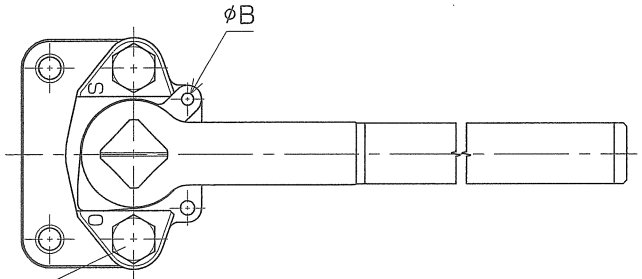


◇ 8622-2298 | 材質変更

SIZE	d	L	D	T	G	f	BOLT HOLE			H	W	A	B	Q, TY
							C	n	h					
125	125	356	250	20	182	2	210	8	23	233	800	150	6.7	
150	150	394	280	22	212	2	240	8	23	253	800	170	6.7	



SPEC.		TEST PRESS.	
FLUID		SHELL	HYDRO 2.1 MPa (21.4kgf/cm ²)
PRESS.	MPa (kgf/cm ²)	SEAT	AIR 0.6 MPa (6.1 kgf/cm ²)
TEMP.	°C	AIR	MPa (kgf/cm ²)

FACE TO FACE: JIS B 2002
END FLANGED: JIS B 2220

No.	NAME OF PARTS	Q.TY	MATERIALS	REMARKS
17	HANDLE PIPE	1	SGP	
16	GLAND BOLT	2	SUS 304	
15	BODY CAP BOLT	8	SUS 304	
14	HANDLE HEAD	1	FCD 450	
13	STOP RING	1	SUS 304	
12	STOPPER	1	SUS 304	
11	STEM BEARING	1	P.T.F.E.	GLASS FILLED
10	GLAND PACKING	1SET	P.T.F.E.	
9	THRUST BEARING	1	P.T.F.E.	GLASS FILLED
8	GASKET PACKING	1	P.T.F.E.	
7	BALL SEAT	2	P.T.F.E.	GLASS FILLED
6	GLAND	1	SCS 13	
5	GLAND SLEEVE	1	SUS 316	
4	STEM	1	SUS 316	
3	BALL DISC	1	SCS 14A	
2	BODY CAP	1	SCS 14A	
1	BODY	1	SCS 14A	

NAME			
JIS 10K R.F. FLANGED ENDS STRAIGHT WAY BALL VALVES			
TYPE	J-715	SIZE	125 ~ 150 A
DMG.No.	BASS-2298 ◇	APPROVED BY	<i>[Signature]</i>
DATE	NOV. 14. 2006.	CHECKED BY	<i>[Signature]</i>
SCALE	:	DESIGNED BY	<i>[Signature]</i>
THIRD ANGLE PROJECTION METHOD		DRAWN BY	

材質変更	'07. 4.27.
------	------------

O. N. INDUSTRIES LTD.